


Come as you are

When playing the easy version to this song you have to detune your E & A string down a tone



Easy Version

4/4 **E^m** | **D** :||

1 & 2 & 3 & 4 & | 1 & 2 & 3 & 4 & |

∇ - ^ ^ - | ∇ ^ - ^ ^ - |

E^m | **G** :||

1 & 2 & 3 & 4 & | 1 & 2 & 3 & 4 & |

∇ - ^ ^ - | ∇ ^ - ^ ^ - |

A | **C** :||

1 & 2 & 3 & 4 & | 1 & 2 & 3 & 4 & |

∇ - ^ ^ - | ∇ ^ - ^ ^ - |

Hard Version

4/4 **F#^m** | **E** :||

1 & 2 & 3 & 4 & | 1 & 2 & 3 & 4 & |

∇ - ^ ^ - | ∇ ^ - ^ ^ - |

F#^m | **A** :||

1 & 2 & 3 & 4 & | 1 & 2 & 3 & 4 & |

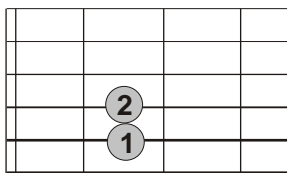
∇ - ^ ^ - | ∇ ^ - ^ ^ - |

B | **D** :||

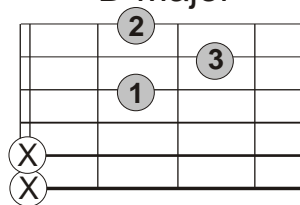
1 & 2 & 3 & 4 & | 1 & 2 & 3 & 4 & |

∇ - ^ ^ - | ∇ ^ - ^ ^ - |

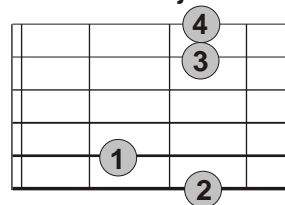
E minor



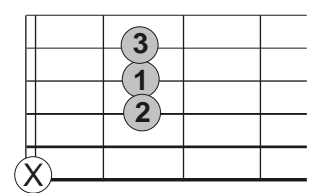
D Major



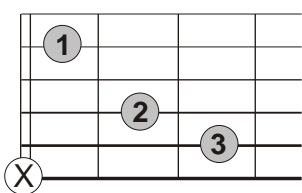
G Major



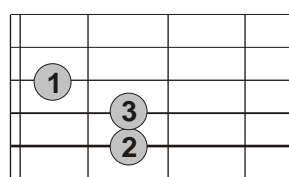
A Major



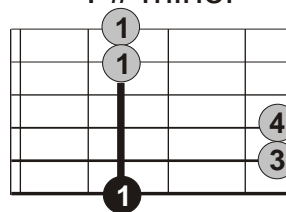
C Major



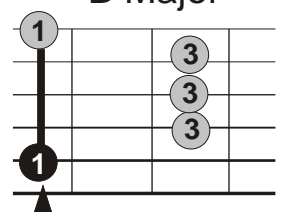
E Major



F# minor



B Major



∇ = STRUM DOWN

^ = STRUM UP

- = STRUM DOWN (MUTED WITH YOUR RIGHT HAND)